

PM 65 SP



truck mounted cranes

Platinum Series



TECHNICAL DATA

The PM 65SP series offers sturdiness, innate technological innovation, power and a lightweight design.

The PM 65SP series shows its superiority in the field, where the operator can really make the most of the extensive outreach, high working speed, lifting power and operational safety. Thanks to the continuous 360° rotation and thrust bearing, perfect freedom of movement is guaranteed.

The set-ups available for the standard crane include up to 9 hydraulic extensions, for a maximum horizontal outreach of 21.90 m and a maximum vertical outreach of 25.50 m.

The extent of the outreach increases significantly with the new 6-extension jibs, enhanced by the application of a new JMP (Jib Multi-Power) system. In any operating condition, the jib always works at the maximum allowed pressure.

STANDARD CONFIGURATION

POWER TRONIC ADVANCE

Maximum crane Performance and Maximum Safety in all operating position.

PROPORTIONAL VALVE BLOCK WITH COMPENSATED FLOW FOR ALL MOVEMENTS

REMOTE CONTROLLED OUTRIGGERS AND MCS SYSTEM

CONTINUOUS ROTATION SYSTEM

DOUBLE LINK

LPV (Low Pressure Valve) VALVES

RADIO REMOTE CONTROL MULTIFUNCTION WITH DISPLAY



Proportional valve block with compensated flow for all movements



LPV Valves



Remote controlled outriggers and MCS system



Continuous rotation system

PM 65 SP

OPTIONAL

180° HYDRAULIC SWING UP OUTRIGGERS

WINCH

SUPPLEMENTARY ACTIVATION

HIGH EFFICIENCY LED WORK LIGHTS


EQUIPMENTS SUMMARY

Equipments	Standard	Option
Continuous slewing	<input type="radio"/>	
Double linkage	<input type="radio"/>	
Hydraulic outriggers	<input type="radio"/>	
180 ° Hydraulic swing up outrigger		<input type="radio"/>
Radio-controlled stabilizer arms	<input type="radio"/>	
Oil cooler	<input type="radio"/>	
Proportional compensated valve block	<input type="radio"/>	
Multifunction radio control	<input type="radio"/>	
Jib		<input type="radio"/>
Hydraulic winch on crane		<input type="radio"/>
Hydraulic winch on the Jib		<input type="radio"/>
Hose reel		<input type="radio"/>
Hose racks supplementary		<input type="radio"/>
Manual extensions		<input type="radio"/>
Stability Power System*		<input type="radio"/>
Safety Kit for outriggers*	<input type="radio"/>	
4 metres alarm sensor with control panel in cab *		<input type="radio"/>
Ball-joint outrigger plates *		<input type="radio"/>
Electronic Slewing lock valve with variable setting		<input type="radio"/>
Slewing limiter		<input type="radio"/>
LMU Device: control system for manual extensions*		<input type="radio"/>
LED work lamp		<input type="radio"/>
Oil tank		<input type="radio"/>

*compulsory for CE area



truck mounted cranes



High efficiency LED work lights

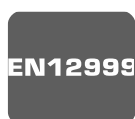


Supplementary activation



Winch

CERTIFICATION



In accordance to the EU safety standards



3 years of warranty on the structural parts



Quality Certificate UNI EN ISO 9001:2008



In accordance to H1-B3 standard



Certified painting system

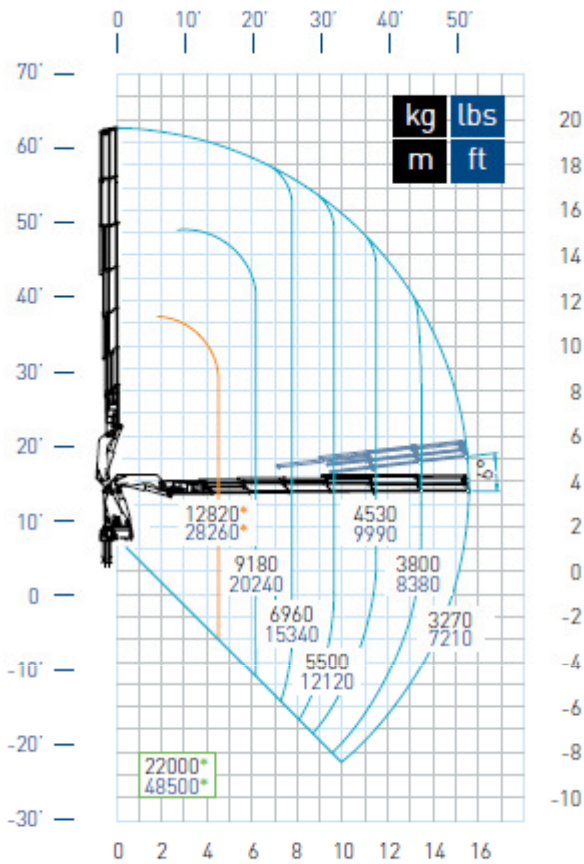
PM 65 SP



truck mounted cranes

65026 SP

Platinum Series



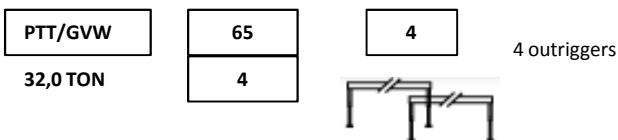
- * Maximum capacity from horizontal to vertical
- * Max. nominal capacity with fixed hook.

TECHNICAL INFORMATION PM 65026SP

Technical data can be revised without prior notice.

Maximum lifting moment	tm 56,4 ft lbs 408000
Hydraulic outreach	
Horizontal	m 15,40 ft 50'6"
Vertical	m 19,60 ft 64'4"
Hydraulic system	
Max. oil flow	l/min 80/100 Gals/min 21/26
Max. pressure	Mpa 31,5 Psi 4570
Oil tank capacity	l 305 Gals 81
Slewing system	
Slewing angle	Cont.
Slewing moment	kNm 65 ft lbs 47940
Max. working heel	%(°) 8,7(5)
Standard crane weight	
Empty oil tank	Kg 6450 lbs 14220

TRUCKING CRANE COMBINATION



PTT: G.V.W.

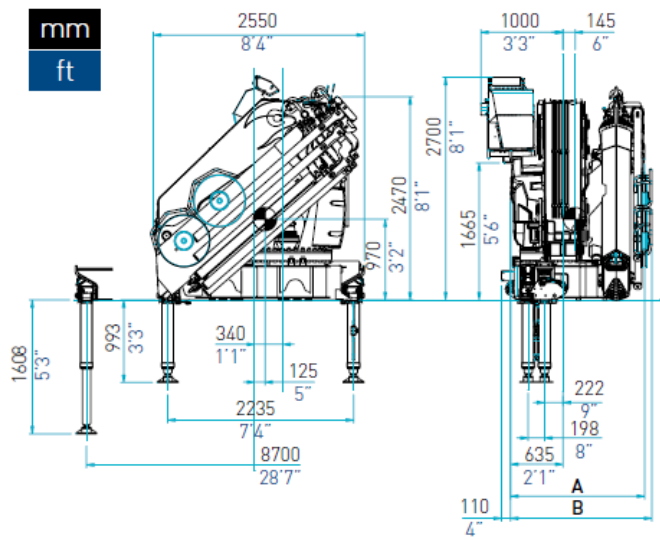
PM 65 SP



truck mounted cranes

DIMENSIONS

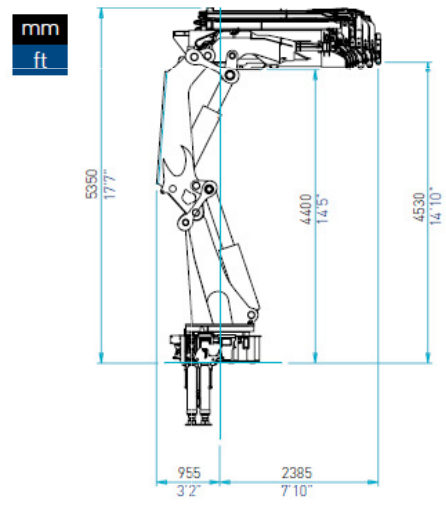
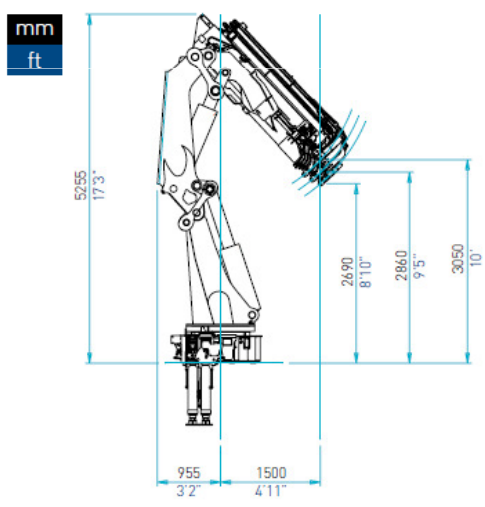
Standard Crane



	65026
A (mm) (ft)	1535 5'

B	65026
Hose reel (mm) (ft)	1705 5'7"
Hose trays (mm) (ft)	1755 5'9"

WORKING POSITIONS



ORIGINAL PM PARTS



Variable pump



Fixed pump



Supplementary stabilizers with integrated Stability Power System device

ACCESSORIES



Pallet forks



Buckets



Rotator